

# FRS Global Stock Fund (210)

Data updated as of 06/30/2020

## Full Legal Name

American Funds New Perspective Fund; Class R-5 Shares

## Lipper Classification

Global Large-Cap Growth Fds

Funds that invest at least 75% of their equity assets in large, faster-growing companies both inside and outside the U.S.

## Investment Objective and Strategy

The Fund seeks long-term growth of capital with future income as a secondary objective. The Fund seeks to take advantage of investment opportunities generated by changes in international trade patterns and economic and political relationships by investing in common stocks of companies located around the world.

## Lipper Leaders (Overall)<sup>1</sup>

Best = 5 • 4 • 3 • 2 • 1 = Worst

4

Total Return

4

Consistent Return

5

Preservation

5

Expense

Total Return Calculated Out of 158 Global Large-Cap Growth

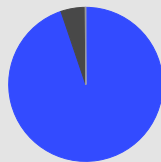
<sup>1</sup>Lipper Leaders (Overall) - All Ratings as of 06/30/2020 - Ratings for Total Return reflect funds' historical total return performance relative to peers. Ratings for Consistent Return reflect funds' historical risk-adjusted returns relative to peers. Lipper ratings for Preservation are relative, rather than absolute. Ratings for Expense reflect funds' expense minimization relative to peers. Lipper Leader ratings DO NOT take into account the effects of sales charges. Ratings are based on an equal-weighted average of percentile ranks for each measure over 3-, 5-, and 10-year periods (if applicable).

## Top Holdings as of 06/30/20

Holding Name	Percent of TNA
Capital Group Central Cash Fund; Class M	5.06
Amazon.com Inc	4.50
Tesla Inc	3.65
Microsoft Corp	3.30
Facebook Inc	3.20
Taiwan Semiconductor Manufacturing Co Ltd	2.20
Mastercard Inc	1.75
Netflix Inc	1.56
ASML Holding NV	1.42
PayPal Holdings Inc	1.40

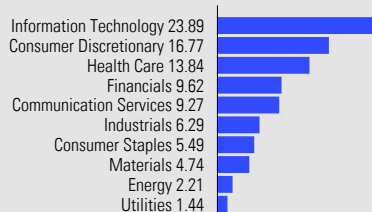
## Asset Allocation (%) as of 06/30/20

- Equity 94.80
- Other 5.12
- Cash 0.06
- Fixed Income 0.02

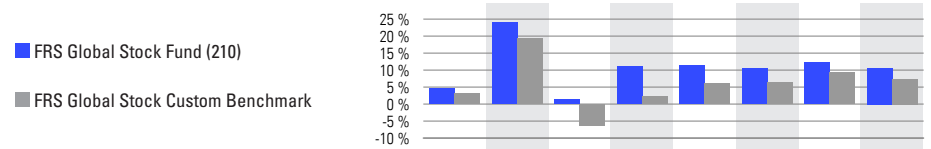


Asset Allocation may equal less than or greater than 100% due to hedged funds or leveraged cash positions by the fund.

## Top Industries (%) as of 06/30/20



## Historical Performance (%)



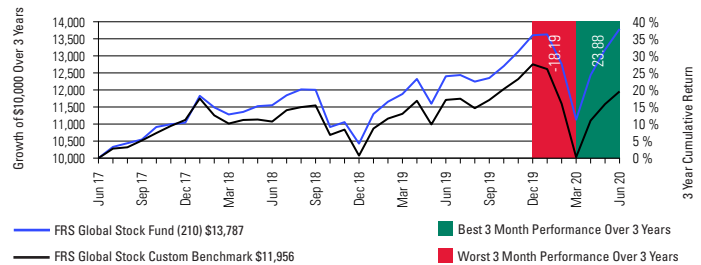
	Cumulative (%)			Annualized (%)				
	1 Month	3 Month	Year to Date	1 Year	3 Year	5 Year	10 Year	Since Incep.
<b>Fund Total Return</b>	<b>4.58</b>	<b>23.88</b>	<b>1.34</b>	<b>11.17</b>	<b>11.30</b>	<b>10.52</b>	<b>12.34</b>	<b>10.63</b>
Percentile Rank <sup>2</sup>	--	--	--	29	39	32	22	--
Numeric Rank <sup>2</sup>	--	--	--	53	64	43	18	--
Global Large-Cap Growth count	--	--	--	182	167	136	84	--
<b>FRS Global Stock Custom Benchmark</b>	<b>3.20</b>	<b>19.22</b>	<b>-6.25</b>	<b>2.12</b>	<b>6.14</b>	<b>6.46</b>	<b>9.35</b>	<b>7.36</b>

<sup>2</sup>Calculated against universe of funds in the Global Large-Cap Growth Fds classification.

The Historical Performance section shows the funds' historical performance. Past performance is not indicative of future results. Investment return and value of shares will fluctuate. Upon redemption, shares may be worth more or less than their original cost. The current performance may be higher or lower than the quoted performance. Numeric Rankings for the fund is based on Total Return Performance and represents the numeric position achieved by the fund within its Lipper classification universe for that time period.

## Risk Analysis (3 Year)

Alpha <sup>4</sup>	<b>0.40</b>
Beta <sup>4</sup>	<b>0.99</b>
R-Squared <sup>4</sup>	<b>0.97</b>
Annualized Standard Deviation	<b>16.50</b>
Annualized Sharpe Ratio	<b>0.55</b>



<sup>4</sup>These statistics are measured against the Fund's index: **FRS Global Stock Custom Benchmark**

## Fund Expenses

<b>Net Expense Ratio (%)<sup>5</sup></b>	<b>0.49</b>	Expense Waiver (%)	<b>0.00</b>
Gross Expense Ratio (%)	<b>0.49</b>	Expense Waiver Type	<b>None</b>
Administrative Expenses (%)	<b>N/A</b>	Expense Waiver Time Limit	<b>None</b>
<sup>5</sup> The Net Expense Ratio is what you ultimately pay per dollar invested.		Per \$1,000 Investment (\$)	<b>4.90</b>

## Portfolio Characteristics as of 06/30/20

Number of Holdings	<b>307</b>
Average Market Cap (\$B)	<b>247.82</b>
Price to Earnings	<b>37.53</b>
Price to Book	<b>10.00</b>
Portfolio Turnover (%)	<b>20</b>

## Fund Detail

Inception Date	<b>07/31/2002</b>
Total Net Assets (\$B)	<b>100.14</b>
Asset Type	<b>Equity Funds</b>

International fund investing entails special risk considerations such as currency fluctuations, lower liquidity, economic and political risks and differences in accounting methods. These risks are even greater when investing in emerging markets. This fund (in Lipper's Global Large-Cap Growth Fds classification) received the following ratings for the 3-, 5-, and 10-year periods, respectively (number of funds rated follows the rating in parentheses). Total Return: 4 (158 funds), 4 (126 funds), and 4 (75 funds). Consistent Return: 4 (157 funds), 4 (126 funds), and 5 (75 funds). Preservation (in Equity Funds asset class): 5 (12,307 funds), 5 (10,511 funds), and 5 (7,096 funds). Expense: 5 (37 funds), 5 (32 funds), and 5 (22 funds). Lipper ratings are not intended to predict future results, and Lipper does not guarantee the accuracy of this information.

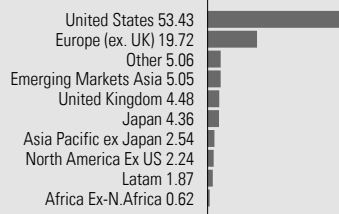
**Important Fund Information.** Before choosing any investment fund, get objective, professional guidance on what specific funds would best fit your needs and the level of risk involved. Call the MyFRS Financial Guidance Line at 1-866-446-9377, Option 2 (TRS 711), or visit MyFRS.com for free guidance and additional information on this investment fund. These reports discuss the investment strategies and other factors that may significantly affect the fund's performance. You can also make daily account transfers or withdrawals through these phone and online resources, unless the fund has transfer restrictions. Restrictions: Investment funds in the FRS Investment Plan are subject to excessive trading restrictions as detailed in the FRS Investment Plan Summary Plan Description and FRS Excessive Fund Trading Guidelines. In November 2012, the benchmark was changed from the MSCI World Index to MSCI All Country World Index (ACWI). For periods prior to November 30, 2012, the performance benchmark reflects the MSCI World Index.

[https://www.americanfunds.com/pdf/mfgepr-907\\_nfpf.pdf](https://www.americanfunds.com/pdf/mfgepr-907_nfpf.pdf)

# FRS Global Stock Fund (210)

Data updated as of 06/30/2020

## Geographic Breakdown (%) as of 06/30/20



## Fund Management

Fund Manager(s)	Tenure
Jonathan Knowles	2004
Brady L. Enright	2005
Joanna F. Jonsson	2005
Steven T. Watson	2005
Robert W. Lovelace	2012
Noriko H. Chen	2014
Andraz Razen	2018

## Management Company Information

Management Company	Address	City	State	Zip Code	Web Address
Capital Research & Management Company	333 South Hope Street 55th Floor	Los Angeles	CA	90071-1406	